

Bacterial and Yeast Overgrowth: An Under-Recognized Cause of the 'UnKempt Look'

Karen A. Moriello DVM DACVD
Clinical Professor of Dermatology
University of Wisconsin-Madison
Madison Wisconsin, USA
karen.moriello@wisc.edu

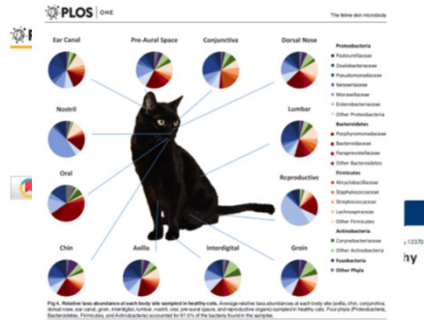
Leon Congress 2019

The Skin (and Hair Coat) Never Lie

Barrier Function
Immune function
Temperature regulation
Sensory organ (all of cat skin is a sensory organ!!)
Greedy with respect to nutrients (>25% of protein)
Indirectly reflects hormone status of cat
Emotional state of cat
Can reflect dysfunction in every major organ system

Leon Congress 2019

Microbiome of Cat Skin



Leon Congress 2019

Overview of the “Unkempt Coat”

Leon Congress 2019

Unkempt Coat Look



Otherwise healthy cat

Obviously unhealthy cat

Leon Congress 2019


Unraveling the Unkempt Coat

Radiographic evidence of degenerative joint disease in geriatric cats: 100 cases (1994–1997)

Elizabeth M. Harlie, DVM, PhD, DACVP; Simon C. Roe, DVM, DACVP; Fonda R. Martin

JAVMA 2002; 220:628-632

14% of cats had skin disease
Poor coat hygiene was most common complaint
>90% had radiographic evidence of DJD



Leon Congress 2019

School of Veterinary Medicine
University of Wisconsin-Madison

Disease vs. Just Being a Cat

NIH Public Access
Author Manuscript
J. Am. Vet. Med. Assoc. Author manuscript; available in PMC 2013 December 05.
Published in final edited form as:
J Am Vet Med Assoc. 2011 January 1; 238(1): doi:10.2460/javma.238.1.67.

Sickness behaviors in response to unusual external events in healthy cats and cats with feline interstitial cystitis

Judi L. Stella, BS, Linda K. Lord, DVM, PhD, and C. A. Tony Buffington, DVM, PhD
Departments of Veterinary Clinical Sciences (Stella, Buffington) and Veterinary Preventive Medicine (Lord), College of Veterinary Medicine, The Ohio State University, Columbus, OH 43210

Changes in grooming behaviors was one of the first sickness behaviors: changes in routine, caretakers, lack of interaction with care takers

Leon Congress 2019

School of Veterinary Medicine
University of Wisconsin-Madison

50

PETAVERS REVIEW

Cognitive dysfunction and the neurobiology of ageing in cats

11-15 age (28%)
>15 age (50%)
>16-18 (88%)

D. GUNN-MOORE, K. MORFAT*,
L.-A. CHRISTIE† and E. HEAD†

Journal of Small Animal Practice (2007)
48, 546-553
DOI: 10.1111/j.1748-5827.2007.00386.x

Attention seeking, aggression, vocalizing, **forgetting to groom**, can't remember where the litter box is....

Leon Congress 2019

School of Veterinary Medicine
University of Wisconsin-Madison

Treatment Associated Poor Grooming



Leon Congress 2019

School of Veterinary Medicine
University of Wisconsin-Madison

Is it the way the cat was made?



Leon Congress 2019

School of Veterinary Medicine
University of Wisconsin-Madison

Key Clinical Signs

Leon Congress 2019

School of Veterinary Medicine
University of Wisconsin-Madison



Leon Congress 2019

Veterinary Dermatology

Vet Dermatol 2012; 23: 448-e86 DOI: 10.1111/j.1365-3164.2012.01085.x

Feline superficial pyoderma: a retrospective study of 52 cases (2001–2011)

Hui W. Yu and Linda J. Vogelneust

The University of Sydney, Veterinary Teaching Hospitals, Camden & Sydney, 410 Wentworth Road, Camden NSW 2570, Australia
Correspondence: Linda Vogelneust, Mail Bag 4004, Narellan, NSW 2567, Australia. E-mail: linda.vogelneust@sydney.edu.au

Conclusions and clinical importance – Feline superficial pyoderma was more prevalent in this study population than previously reported. Young cats with hypersensitivities and older cats were more commonly affected, and a variety of lesion types and distributions occurred.

20% of cats, but this is an underestimate due to strict inclusion criteria


Leon Congress 2019

This is feline pyoderma



Leon Congress 2019

So is this.....



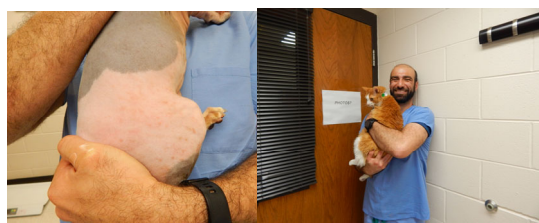
Leon Congress 2019

This is less obvious



Leon Congress 2019


Underneath the Unkempt Coat



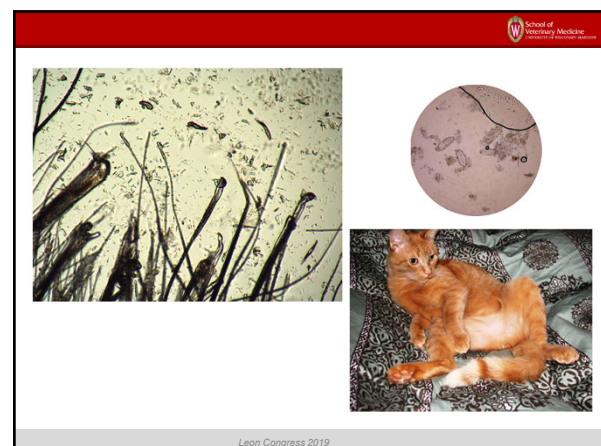
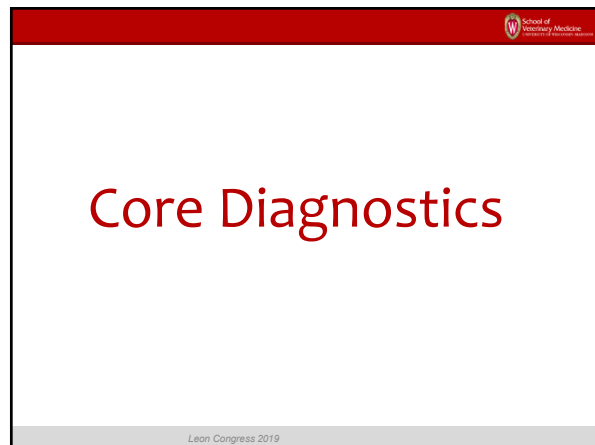
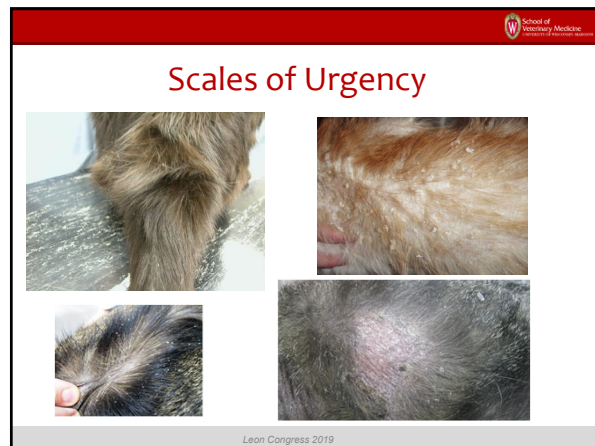
Leon Congress 2019

Be wary of Scaling

- Explainable etiology?
- Underlying metabolic disease
- Intestinal lymphoma
- Cutaneous lymphoma
- Pemphigus foliaceus
- Other?



Leon Congress 2019



School of Veterinary Medicine
University of Wisconsin - Madison

Skin Scraping Spatula of Nail Folds



Leon Congress 2019

School of Veterinary Medicine
University of Wisconsin - Madison

Ear Swab AND Spatula Scrape



Leon Congress 2019

School of Veterinary Medicine
University of Wisconsin - Madison

Sticky Tape Site



Leon Congress 2019

School of Veterinary Medicine
University of Wisconsin - Madison

Skin Cytology of Cats: Sticky Tape “Flag” Vs. Rolling....



Leon Congress 2019

School of Veterinary Medicine
University of Wisconsin - Madison

How Not to HATE Sticky Tape Samples



Leon Congress 2019

School of Veterinary Medicine
University of Wisconsin - Madison

Glass Slide Impression Smear



Leon Congress 2019

School of Veterinary Medicine
University of Kentucky

Getting Better Glass Slides Samples



Leon Congress 2019


School of Veterinary Medicine
University of Kentucky

Trouble Shooting Artifacts




Leon Congress 2019

School of Veterinary Medicine
University of Kentucky



Leon Congress 2019


School of Veterinary Medicine
University of Kentucky



Leon Congress 2019

School of Veterinary Medicine
University of Kentucky

4x, 10x, then oil immersion



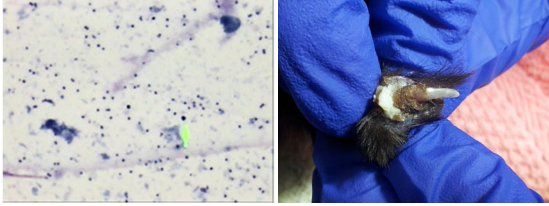
Leon Congress 2019

School of Veterinary Medicine
University of Kentucky



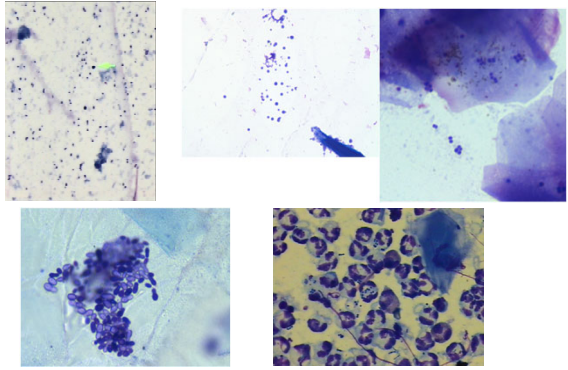
Leon Congress 2019

“Earth and Moon”
Finding Bacterial and Yeast

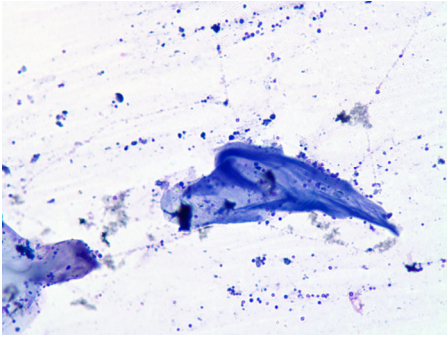


NEVER FLAME GLASS SLIDES!! ALWAYS EXTRA DIPS in BLUE

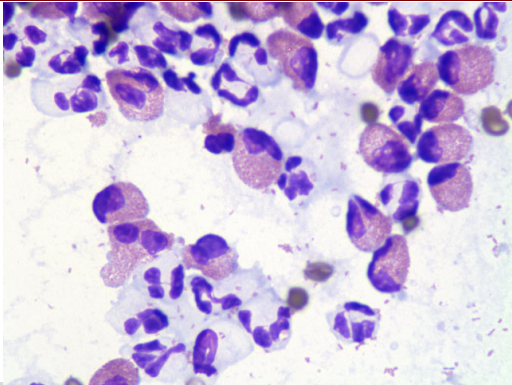
Leon Congress 2019



Leon Congress 2019



Leon Congress 2019



Leon Congress 2019

Bacterial Cultures of Unkempt Coats



DO NOT USE MINI TIP CULTURE SWABS

Leon Congress 2019

Skin Biopsy



NOTHING LESS than an 6 mm punch

Samples shrink 50%!

Use veterinary dermatopathologist

Leon Congress 2019

Treatment

Leon Congress 2019

Treatment Plan

- "Unkempt coat" is usually associated with skin disease or illness that requires life long management
- Always coat hygiene
- Always topical therapy-frequency varies for flare and maintenance
- Selective use of systemic antibiotics and antifungals

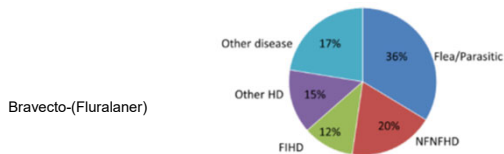
Leon Congress 2019

Causes of Itchy Cats and Why Parasite Control

Veterinary Dermatology

Clinical characteristics and causes of pruritus in cats: a multicentre study on feline hypersensitivity-associated dermatoses

Vet Dermatol Hobl et al 2011



Bravecto-(Fluralaner)

Image courtesy of Elizabeth Layne

Leon Congress 2019

Medical Grooming



Leon Congress 2019



Leon Congress 2019

Coat Hygiene and Topical Therapy



Leon Congress 2019


Whole Body Bathing

Shampoo Options

- Chlorhexidine/Miconazole
- Chlorhexidine/Ketoconazole
- Chlorhexidine/Climbazole

Tips

- Pre-dilute 1:4
- Lather and massage, rinse
- **Do not "leave on" for 10 min**
- Once a week



School of Veterinary Medicine
University of Wisconsin-Madison

Leon Congress 2019

Topical Therapy

- Bacterial pyoderma
 - 2% spray chlorhexidine-stock product
 - Spray soft bristled brush and comb coat
- Bacterial/Yeast
 - Topical mousse (chlorhexidine/climbazole or chlorhexidine/miconazole)
 - Chlorhexidine/miconazole solution

School of Veterinary Medicine
University of Wisconsin-Madison

Leon Congress 2019

Difficult to Treat or Spot Therapy





Consider soft bristle toothbrushes for local application of topical antimicrobial

School of Veterinary Medicine
University of Wisconsin-Madison

Leon Congress 2019

Systemic Antimicrobial Therapy

Antifungal therapy
Itraconazole 5 mg/kg orally daily or pulse therapy-

Antibiotics
Ideally based upon culture and susceptibility
Pros and cons of cefovecin
Avoid use of fluorquinolones
ALWAYS USE CONCURRENT TOPICAL THERAPY

School of Veterinary Medicine
University of Wisconsin-Madison

Leon Congress 2019

Maintenance

Parasite control
Treatment of underlying trigger disease
Topical therapy plan cat and owners will tolerate
 Anticipate once a week
Have plan for "flares"
What is the target clinical sign being monitored?
Increase topical therapy to 3x a week (Sat-Sun-Wed)

School of Veterinary Medicine
University of Wisconsin-Madison

Leon Congress 2019

Thank you for your attention!

School of Veterinary Medicine
University of Wisconsin-Madison

Leon Congress 2019